



TAG'S VALENTINE SHOW IS BIG SUCCESS!!

The sunny skies, the happy people, the festive feelings all added to the enjoyment of TAG's 5th annual Valentine show on February 11th-13th at "The Farm at South Mountain".

Not only did members sell a respectable amount of art, but they also had a lot of fun! Deborah Oldfield's vibrant tarp art drew many people to the Art Studio where others displayed their work.

TAG's jewelry artists were very successful. TAG looks forward to its 6th exhibition at The Farm in 2012, so get those paint brushes moving!

Thanks to all the volunteers who helped make this show such a success!

Janet Fagan, Art Show Chairman

Officers

President

Gail Boyd
480-838-3426

Vice President

Donna Davis
480-897-6571

Secretary

Janet Fagan
480-831-3301

Treasurer

Sonya Will
480-966-8169

Committee Chairs

Art Shows

Janet Fagan
480-831-3301

Budget

Penny Watkins
480-838-8879

Community Outreach

Sandi Lunsford
480-839-1890

Field Trips

Yvonne Thomas
480-215-0257

Meeting Setup

Darrell & Sharon Cottle
480-838-0931

Membership

Ruth Blaut
480-839-4200

Newsletter/Webmaster

Donna Davis
480-897-6571

Other Positions

Arizona Art Alliance Rep

Dorothy Janca
602-840-0926

Art Critique

Dave Flitner/Bud Heiss/
Duane Slater

Photographer

Penny Watkins
480-838-8879



Deborah Oldfield's colorful "Tarp Art" added extra pizzazz to the exhibit

Tempe Artists Guild meets the
**3rd Thursday of each month at
6:30 pm.**

(Critique at 5:45)



The Friendship Village of Tempe

2645 E Southern Ave

Tempe, AZ 85282

Located between Loop 101 and
Dobson Rd, just west of Banner
Desert Medical Center.

VALENTINE WEEKEND SHOW AT THE FARM AT SOUTH MOUNTAIN



JANUARY ARTIST OF THE MONTH



1st Place - Pamela L. Jonas
"Andalusian Spirit"
Medium: Acrylic on Canvas



2nd Place - Duane Slater

Pamela's Statement:

I have always loved the beautiful Spanish breed of the Andalusian horses, because of their beautifully curved necks and extremely long and flowing manes. I searched the web extensively for copyright-free images to find the right inspiration, one that exudes fire and drama to bring out my own passion for horses. I had a short turnaround time because I wanted to enter it into an art exhibit and only had one week. So, I chose acrylics because they dry very quickly, yet also allow for blending, glazing and texture. To achieve the dappled gray effect on the body, I used sponging techniques with natural sea sponges. This is the first horse painting I've ever done, and what I hope to be the first of a long series of Andalusian equine paintings. It will be on exhibit/sale at the Alliance show at Skye Restaurant from Feb-July 2011.



Third Place Tie
[Darrell Cottle](#)
[Heidi Merdzinski](#)

Artist of the Month Rules

At each monthly meeting, attending TAG members will individually judge and vote by written ballot for the Artist of the Month. A TAG member appointed by the President will tally the vote and announce the winner. Art submitted must be the artist's original work (based on artist's own photos or ideas). **Reproductions of another artist's work, or work copied from a magazine, book, calendar, copyrighted photo, etc. DO NOT QUALIFY!** Competition runs from January through November with Artist of the Year being chosen in December. Once an artist has won 1st place, that artist cannot compete again for the rest of the year. Only TAG members can enter the competition and vote. Members will vote for one work only, and 1st, 2nd, and 3rd place ribbons will be awarded. (In case of a tie, a ribbon will be awarded to each artist tied for either 1st or 2nd. In that situation, no 3rd place ribbon will be awarded.) At the December meeting, all 1st place winners may submit their winning artwork for Artist of the Year. If the work is no longer available, we will accept a photo of the work for the competition.



FEBRUARY

ARTIST

OF

THE

MONTH



1st Place - Sandi Lunsford

Sandi's Statement about her painting:

"Bill" is a watercolor painting of my husband. We were hiking to Cathedral Rock in the Sedona area on a warm sunny day and the atmosphere and light were perfect! After taking a watercolor portrait class from some wonderful instructors--Ted Nuttal, Carole Hillsbery, and Kim Johnson--I figured I was ready to try. Of course it helps to really know your subject matter.



2nd Place - Wilma Dilley



3rd Place - Darrell Cottle



Thanks to our very efficient meeting setup team, **Sharon & Darrell Cottle**, who make sure everything from food to lighting to sound system to seating is all set for our meetings!!

January Meeting



Sue Hunter gave a fantastic program on pastels at our January meeting. She has a wonderful, impressionistic style with vibrant color, which gave all members the urge to try pastels. We have a wonderful opportunity to do just that, since Sue will do a 2-day workshop for TAG on May 20 & 21.

February Meeting



\$1,000 TAG SCHOLARSHIP WINNER JAKE FISCHER TALKS ABOUT HIS ART

Jake Fischer, an ASU Master of Fine Arts Drawing and Painting Candidate for 2013 and winner of TAG's \$1,000 Art Scholarship for Spring 2011, spoke to the TAG membership at the February meeting. After thanking TAG for its financial help, Jake talked about his ongoing work at the ASU Herberger Institute School of Art, showing his progress with a power point presentation. His large paintings and drawings exhibit a mastery of technique. This artist's conceptual journey is evident in pieces where the images show a scene from many vantage points, seamlessly combined to construct a new visual reality.



Jake's works are very large. He brought a part of a newly completed painting on canvas which is over 24 feet in length and depicts the changing scene at a railroad crossing over time. Refusing to allow the viewer to passively observe his work, Jake uses multiple perspectives to engage him or her in the sensation of occupying the space and questioning the spatial relationships.

Spencer King, an ASU graduate who works primarily in drawing and performance, led the group in a rapid-fire gesture drawing program in February. TAG Members Gail Boyd, Darrell and Sharon Cottle



The TAG membership enjoyed meeting Jake in person and seeing his impressive work.

Member News

Mona Gilstrap's pastel painting "Portrait of Lindsay" was accepted for the current exhibition at The Gammage. (Mona won TAG's Artist of the Year 2010 for another of her portraits.)

Duane Slater had 4 of his paintings of animals selected for the Veterinary Medicine Show at the Pavilions Gallery in Scottsdale.



Howard Simpson and **Donna Davis** exhibited their colored pencil work at the Friendship Village gallery during February.



Karen Lockhart's "The Black Strawberry" and **Pamela Jonas's** "Andalusian Spirit" were accepted for Phase 6 Skye Restaurant exhibit. This exhibit is open to juried Arizona Art Alliance members. Congratulations to both!

Teena Prentice's painting, "In the Garden" was accepted and is currently hanging at the beautiful gallery at the Desert Foothills Lutheran Church in North Scottsdale.

TAG will be exhibiting at this gallery in November 2011 through January 2012.

On February 5th, **Sue Norton-Scott's** latest work, "Puzzling Out Phosphorus", was exhibited at the Desert Botanical Gardens as a part of the Phosphorus Sustainability Summit art exhibition. While it did not place in the competition, it certainly drew a lot of attention, especially when she explained the piece. Prof. Phil Haygarth from the Environment Centre in Lancaster, U.K. stopped by and asked to film her presentation for Youtube.



Here is the link:

<http://www.youtube.com/watch?v=quZcXLHuPgg>

Arizona Art Alliance News

The Tempe Artists Guild will have an art exhibition at the beautiful Pavilions at Talking Stick Gallery in Scottsdale this fall. The show is open to both juried and non-juried members of TAG. Details will follow as the date draws closer.

The new exhibit at the Pavilions Gallery has it's reception **Saturday, March 5th in the evening from **6-8 pm** at the Gallery. There is a new auto museum open next to the gallery, which hopefully will draw more patrons to the area.**

Next Jury deadline is **May 30, 2011!!** Get your application online at **www.azartalliance.com**.

MEMBERSHIP RENEWAL FOR 2011

All dues for 2011 are due by March 1.

Many thanks to all those members who renewed early. Those who still need to renew can print the Membership Form from the TAG website and mail to the address on the form along with \$35. Renewing members only need to fill out the information that needs to be updated on the form.

Also, if you would like to be more involved in TAG, please check the area where you would like to help.

We're looking forward to a great 2011 enjoying art!

Ruth Blaut, Membership Chairman

TAG GETS IRS LETTER DETERMINING TAX EXEMPT STATUS

On February 7, TAG was informed by the IRS that the Guild was exempt from Federal income tax under section 501(c)(3) of the Internal Revenue Code effective December 21, 2010. TAG submitted its application in May of 2010. Contributions to TAG are deductible and the Guild is qualified to receive tax deductible bequests. TAG has public charity status under IRC sec 509(a)(2).

Editor's note: TAG owes Gail Boyd a HUGE thank you for all the work she did to submit the paperwork and get this approved!

Painting is the most beautiful of all arts. In it all sensations are condensed.....like music it acts on the soul. Gauguin

TAG's Upcoming Meeting Program

March 17th - Fine art photographers, *Sondra and Timothy Wampler* from Paso Robles, CA will present our program. Sondra is best known for over 200 titles of fine art reproduction posters available through galleries and retailers worldwide. Their works can be found in private as well as corporate collections. Timothy Wampler photographs places and things in a surreal dream-like style. Check their websites: www.sondrawampler.com or www.timothywampler.com

Your TAG website, www.tempeartistsguild.org, always has up to date information on coming events--shows, workshops, meetings, etc.

TAG SPOTLIGHT ON HEIDI MERDZINSKI


Media: Charcoal and Pastels

I was raised by many different types of Artists--painters, seamstress, and craftsmen. I learned important techniques and designs from their trades and slowly experimented to find the technique I enjoy with charcoal and pastels. Pastels on watercolor paper seem to be the best media for me to manipulate.

My father and grandparents paint with oils on canvas. They showed me that painting objects and scenes that are familiar to you will bring your ideas to the viewer.

Since I was five years old, I have been intrigued by horses. Their movements and grace are what I want to capture on paper. I find that as I learn more about myself and life, expressing what I see will always challenge me. I have always been encouraged to draw and started taking actual Art classes in High School and College. It has been just recently that I have entered my pictures to be shown or sold. My first experience was the Arizona State Fair 2006. I entered an 11 x 14 in pastels, "Bearded Iris", and it sold.

Friends and family commission me to draw specific things for them to display in their homes and to give as gifts. I was accepted to display my work at the High Country Art Gallery (NEAFA) at 592 W. White Mtn. Blvd, Pinetop, Arizona in the summer of 2008, and have been volunteering and showing there ever since.



ART TIP

Tipster: [Danis Garman](#)

Here is a money-saving idea to make paintable panels or canvas board:

I use the board known as "Masonite" or "hardboard". It comes in various thicknesses, but 1/4" is usually fine. The board is available at Lowe's or Home Depot in 4x8' sheets, and they are very helpful in cutting it down to whatever sizes I require.

I coat it with several thin layers of gesso applied with a white sponge roller, drying thoroughly between each coat. I usually do two thin coats of gesso on both sides. Occasionally I will apply acrylic mediums, molding paste, etc., or a thicker coat of some medium if I want more texture. On some of the smoother gessoed boards I have put a coat of alkyd over the gesso and then painted directly on the board.

Another method is to apply canvas to the panel. Put on your coats of gesso, both sides. I purchase pre-primed canvas in tablets. Cut the canvas sheet to fit the boards with about 1/8" extra on the sides. I use my kitchen snack bar as it is a good height, flat and firm. Put down a vinyl cover and lay out several pieces of the canvas. Coat a board thoroughly but smoothly with Elmer's All Purpose Glue. Stand it up at the end of the piece of canvas and bring it in a smooth motion down to cover the canvas. Turn it over and using a rolling pin, roll from the center out to smooth out any bubbles. Make sure the canvas is well adhered with no bubbles and the edges glued. Place this under a stack of books overnight to dry. Voila! A canvas panel for about a dollar or less. I use Dick Blick's brand which works well. I have never had any of these lift or peel in any way. I got a point driver at Utrecht and use that to put them into frames. Works great for me and is very economical.

Field Trip News

Our **January** field trip took us to the Celebration of Fine Art tents in Scottsdale. There were twelve of us that carpoled to enjoy the art, lunch, and fellowship. It is a great way to enjoy other artists and their work.

In **February** fifteen of us carpoled to see the art work at the Art Expo tents. Again this gave many of us an opportunity to enjoy the work of artists from other parts of the country. We talked with several artists about doing a demo for a future TAG meeting and had some interest.

Thanks to all of you that have gone on our many field trips. Your participation is what makes our trips a success.

Our next field trip will be in **April**. A trip to the Phoenix Art Museum to see the new wing, or the Musical Instrument Museum are being considered.

Plan to join us for a fun day.

Yvonne Thomas, Field Trip Chairman



TAG members enjoy a beautiful day at the Celebration of Fine Arts



Yvonne Thomas, Field Trip Chairman, and Ruth Blaut check out a painting at the Fine Arts Expo



Our thanks to Arizona Art Supply, Jerry's Artarama, Aaron Brothers, and Utrecht for their continuing support of the Tempe Artists Guild.